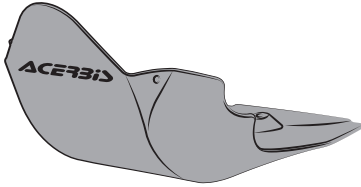

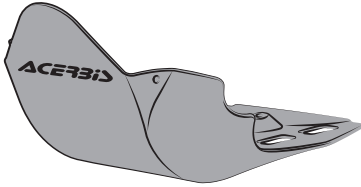




## SKID PLATE YAMAHA WRF250 07/19 - WRF450 07/18 KAWASAKI KLX 450 08/18

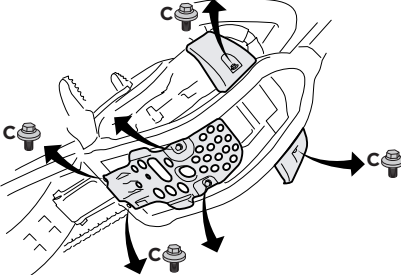
### SKID PLATE YAMAHA WRF250 07/19 - WRF450 07/18 KAWASAKI KLX 450 08/18

COD. 500001543 REV.3

ACERBIS PARTS KAWASAKI	OEM KAWASAKI	ACERBIS PARTS YAMAHA	OEM YAMAHA
 <p><b>A - (1 PCS)</b></p>	 <p><b>B - (2 PCS)</b></p>	 <p><b>A - (1 PCS)</b></p>	 <p><b>B - (4 PCS)</b></p>
	 <p><b>C - (4 PCS)</b></p>		

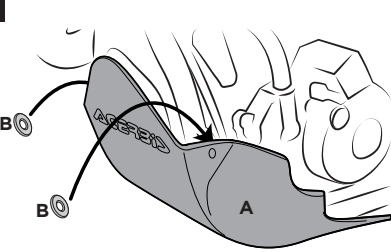
### KAWASAKI

**1**



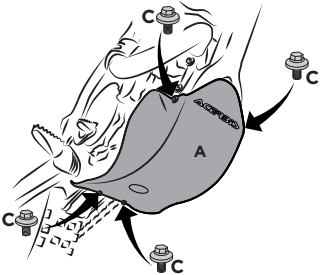
**Remove the original skid plate and side protections.**  
Rimuovere il sottomotore e le protezioni laterali originali.

**2**



**Mount the skid plate (A) positioning the washers (B) in the inside in correspondance of the skid plate holes.**  
Montare il sottomotore (A), inserendo internamente, in prossimità dei fori di fissaggio del sottomotore, le rondelle (B).

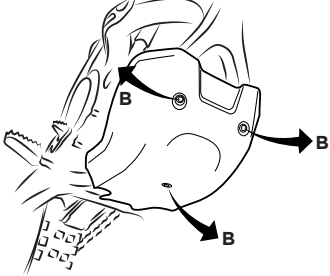
**3**



**Fix the skid plate using the original screws (C).**  
Fissare il sottomotore tramite le viti (C) originali.

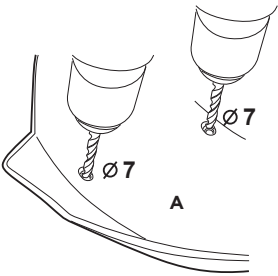
### YAMAHA

**1**



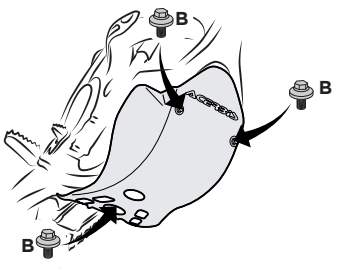
**Remove the original skid plate.**  
Rimuovere il sottomotore originale.

**2**



**Drill the skid plate in close proximity to the fixing points on the frame.**  
Forare il sottomotore, in prossimità dei punti fissaggio sul telaio.

**3**



**Fix the skid plate using the original screws (B).**  
Fissare il sottomotore tramite le viti (B) originali.

### WARNING!

Use Acerbis' products at your own risk. Check the safety of your device before you ride. Be sure that you follow the instructions for installing the Acerbis' products. Do not ride if there is missing or damaged hardware. If this is the case, take the item immediately back to your dealer. Make sure the throttle and other controls are free every time you ride. Not following these instructions and warnings could lead to interference with the controls, loss of control, and accidents. Acerbis recommends that installation must be done by a licensed mechanic and that only Acerbis' original parts are used during installation. Acerbis makes no guarantees or representations, express or implied, regarding the fitment of its product for any particular purpose. Acerbis makes no guarantees or representations, express or implied, regarding the extent to which its products protect individuals or property from injury or death or damage.

#### EUROPE

ACERBIS ITALIA S.P.A.  
VIA SERIO, 37  
24021 ALBINO (BG)  
ITALY

#### U.S.A.

ACERBIS U.S.A. INC.  
MAIL P.O. BOX 2030  
SUN VALLEY, ID 83353  
SHIP 110 LINDAY CIRCLE  
KETCHUM, ID 83340  
U.S.A.

#### UNITED KINGDOM

ACERBIS U.K LTD  
UNIT 2 LUTON ENTERPRISE PARK  
SUNDON PARK ROAD  
LUTON, BEDFORDSHIRE LU3 3GU  
GREAT BRITAIN