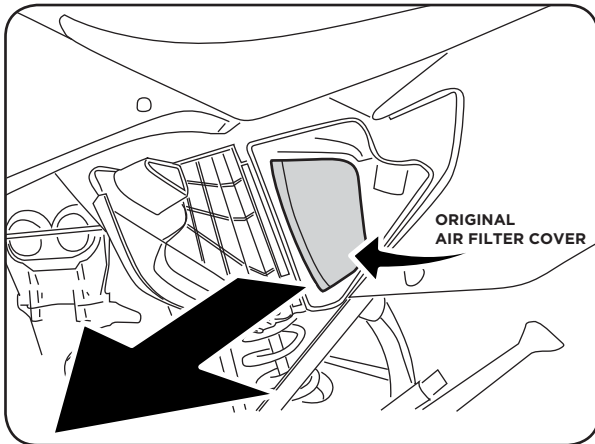
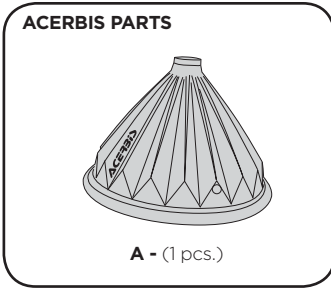
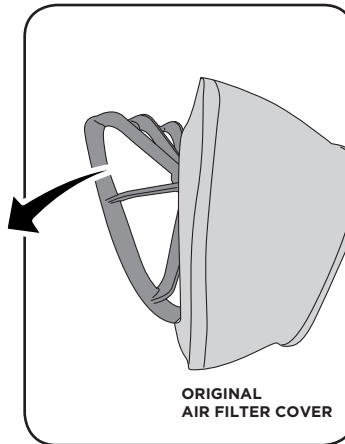


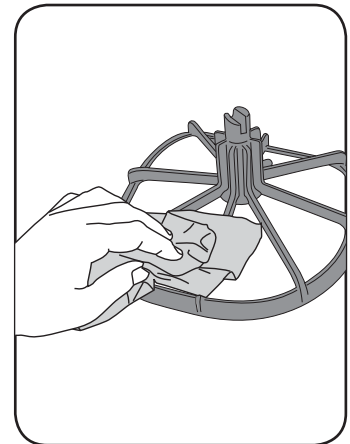
COD. 5000005647



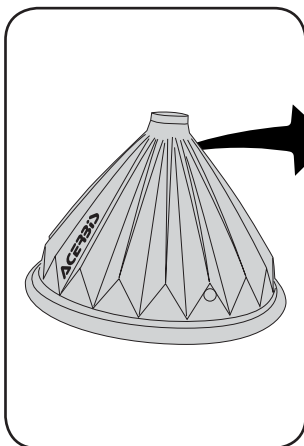
1. Rimuovere il filtro con gabbia.
Remove the filter with cage.



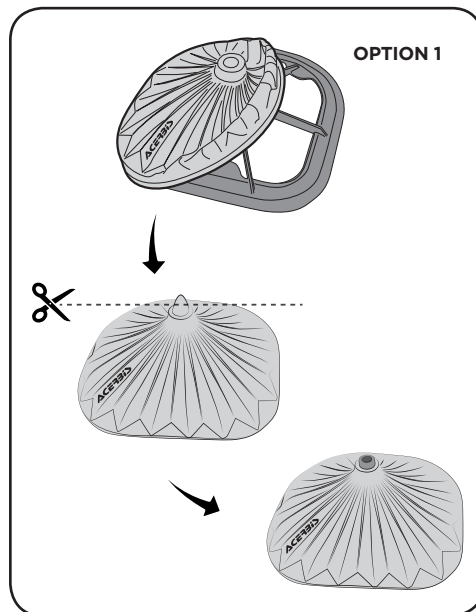
2. Sfilare il filtro dalla gabbia.
Remove the filter from the cage.



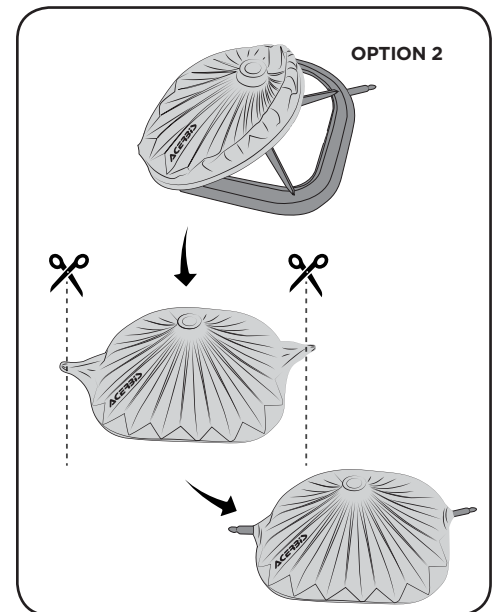
3. Pulire la gabbia con un panno pulito.
Clean the cage with a clean cloth.



4. Calzare la protezione universale sulla gabbia.
Fit the universal protection on to the cage.



5. Incidere la gomma nella zona di massima pressione del perno, permettendone la fuoriuscita.
Cut the rubber in the area of maximum pressure of the pin, allowing for spillage.



6. Incidere la gomma nella zona di massima pressione dei perni, permettendone la fuoriuscita.
Cut the rubber in the area of maximum pressure of the pins, allowing for spillage.

WARNING! Follow mounting instruction exactly. Ensure that the mounting is secure before riding.
 if you have any questions regarding the fit or installation of this product please contact your local **Acerbis dealer**.