

**CLUTCH X-POWER BETA RR 2T 250/300
IGNITION X-POWER BETA RR 2T 250/300**

ACERBIS®

PROTEZIONE FRIZIONE X-POWER BETA RR 2T 250/300
PROTEZIONE ACCENSIONE X-POWER BETA RR 2T 250/300

COD. 500006102 REV.2



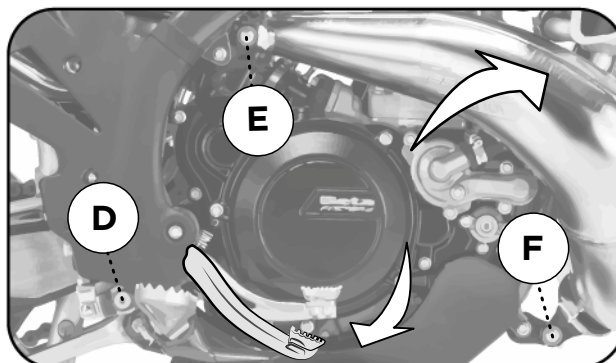
A - (1 pcs)



B - (1 pcs)

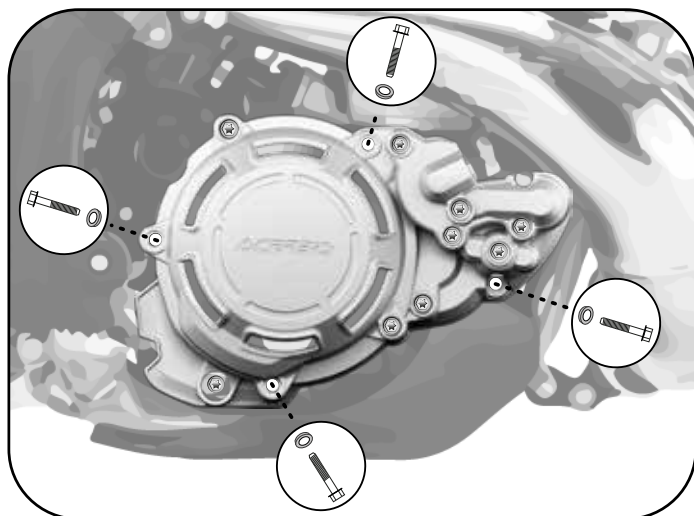


C - (7 pcs)




1 - To mount the X-Power, begin by unscrewing the D bolt and lowering the rear brake pedal. For X-TRAINER unscrew the exhaust pipe bolts E and F and rotate the exhaust pipe upward.

1 - Per facilitare il montaggio del X-Power svitare la vite D del pedale e abbassarlo. Per X-TRAINER svitare le viti E/F e far ruotare la marmitta verso l'alto.



2 - Mount the Clutch X-Power cover with the original screws and bush C. Tighten the screws with the torque max indicated on the user manual. Reposition the brake pedal and fasten the screw D/E/F.

2 - Montare la protezione frizione X-Power con le viti originali e le boccole C. Coppia di chiusura come riportato su manuale moto. Riposizionare il pedale e rimettere la vite D e stringere le viti E/F.



3 - Mount the Ignition X-Power cover with the original screws and bush C. Tighten the screws with the torque max indicated on the user manual.

3 - Montare la protezione accensione X-Power con le viti originali e le boccole C. Coppia di chiusura come riportato su manuale moto.

WARNING!

Use at your own risk. Check the security of your device before you ride. Be sure that you follow the instructions installing the Acerbis products. Do not ride if there is missing or damaged hardware. If this is the case, take the item immediately back to your dealer. Make sure the throttle and other controls are free every time you ride. Lack of attention to instruction and warning could lead to interference with the controls, loss of control, and an accidents. Acerbis recommends that installation must be done by a licensed mechanic and that only Acerbis original parts are used during fitting. Acerbis makes no guarantees or representations, express or implied, regarding the fitness of its products for any particular purpose. Acerbis makes no guarantees or representations, express or implied, regarding the extent to which its product protect individuals or property from injury or