
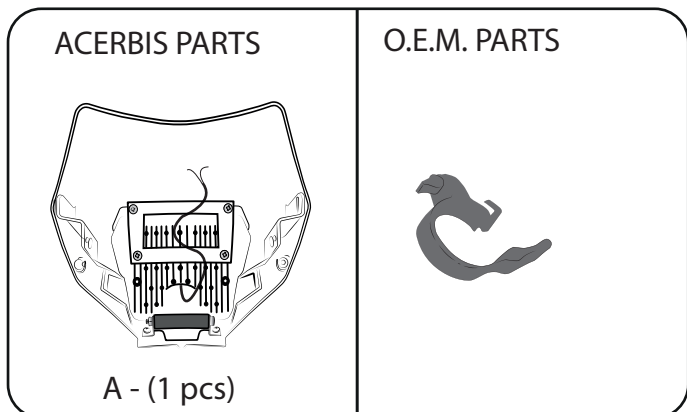


HEADLIGHT VSL KTM MASCHERINA VSL KTM

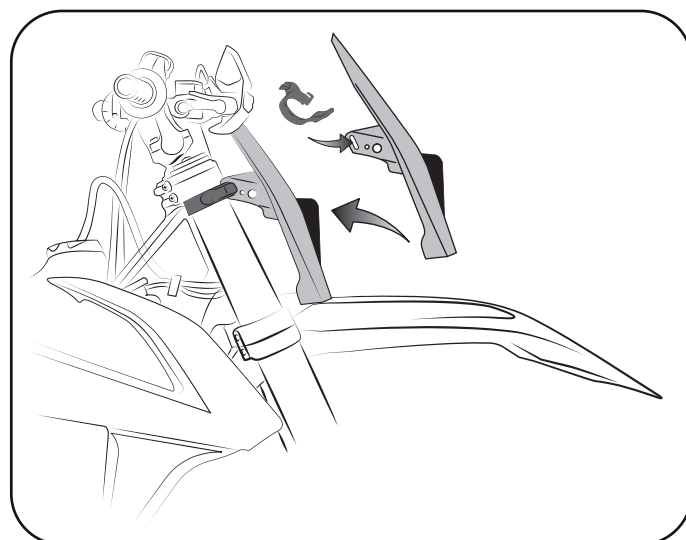
ACERBIS

COD. 500006175 REV.1



1 - Remove the original headlight from the bike and take off the original elastic.

1 - Smontare la mascherina originale.
Togliere gli elastici originali.

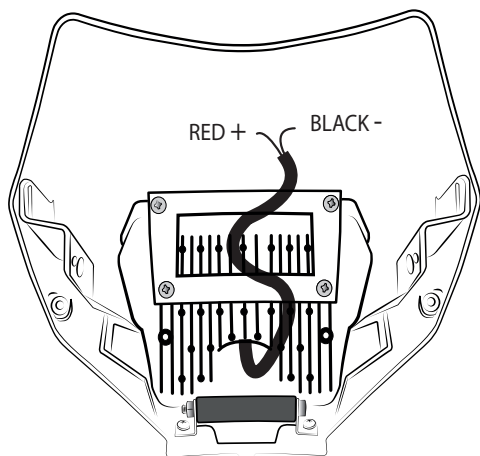


2 - Assemble the original elastic on the Acerbis headlight. Connect the cables. Assemble the Acerbis headlight on the bike.

2 - Rimontare gli elastici originali sulla mascherina ACERBIS. Collegare i cavi.
Montare la mascherina ACERBIS.

WARNING!

VOLTAGE RANGE 9 - 32 V DC



ACERBIS ITALIA S.P.A. VIA SERIO, 37 - 24021 ALBINO (BG) - ITALY

Phone +39 035773577 - Fax +39 035773570 - INFOMOTO@ACERBIS.IT - WWW.ACERBIS.COM

ACERBIS U.S.A. Inc.

MAIL P.O. BOX 2030 SUN VALLEY, ID 83353 SHIP 110 LINDSAY CIRCLE KETCHUM, ID 83340

Phone (800) 659-1440 - Fax (208) 726-7039 - INFOUSA@ACERBIS.COM

ACERBIS U.K. Ltd

UNIT 2 LUTON ENTERPRISE PARK SUNDON PARK ROAD LUTON, BEDFORDSHIRE LU3 3GU GREAT BRITAIN

Phone +44 1582491076 - Fax +44 1582499639 - UKINFO@ACERBIS.IT