



CHIN PROTECTOR
DOUBLEP
0024676










0024676.090

PRODUCTS RELATED



0024665
DOUBLEP HELMET

- | | |
|---|---|
|  110 |  242 |
|  313 |  316 |
|  323 |  444 |
|  458 | |

DOUBLEP HELMET
0024665



0024665.242



0024665.110



0024665.458



0024665.313



0024665.316



0024665.323



0024665.444

FEATURES

Design with great protection and balance of the helmet on the head and excellent ergonomics, with particular attention to the coverage of the neck for MTB use
Holes on the top shell allow correct ventilation of the helmet
Easy and comfortable closure strap
Size adjustment system that allows you to adjust the circumference and height to ensure maximum comfort

Possibility of mounting a chin guard cod. 0024676 to increase chin protection
AERATION
Holes on the top shell allow correct ventilation of the helmet
INTERIORS
Removable, hypoallergenic and washable interior

PRODUCT DETAILS

Outer shell: Polycarbonate | EN1078:2012+A1:2012 approval | Double outer shell | Double inner shell | Weight 290g in size S/M
Materials: | Polycarbonate 20% | EPS 55% | Polypropylene 10% | Polyester 10% | Metal 5%

Made In: China

PRODUCTS RELATED



0024676
CHIN PROTECTOR DOUBLEP

090

SIZES

S/M 063 | L/XL 067

	S/M	L/XL				
CM	52-58	58-62				

